

RH  PETERSON co.

Automatic and Manual Safety Pilot Kits

Technical Control Systems Information











“For Peterson Vented Gas Logs”



RH Peterson Co.

14724 Proctor Ave * City of Industry * CA 91746 * 1(800) 332-3973

Website: www.rhpeterson.com






Model	Features	Options	Burner Sizes
<p data-bbox="191 279 399 306">EPK-1 & EPK-1P</p> 	<ul style="list-style-type: none"> *Electronic Ignition IPI *Non-Standing Pilot *2-"D" 3V Battery Powered *Intermittent Pilot Ignition *On/Off Operation *Remote or Manual Use *Valve Temp Rated 175° *RR-1A Remote Included *88,000 BTU (Nat) *110,000 BTU (LP) 	<ul style="list-style-type: none"> *RR-1A Remote Kit *WS-1 Wall Switch *WS-2 Timer Wall Switch (ANSI Burner Code -01) 	<p data-bbox="1230 279 1515 401">Standard Vented Burners G4/G45/PB/P45 12" – 30" (Nat) 12" – 60" (LP)</p> <p data-bbox="1198 443 1531 564">See Thru Vented Burners G45-2-16/19 & G45-2-18 (Nat) G45-2-12P to G45-2-60P (LP)</p>
<p data-bbox="191 663 399 690">EPK-2 & EPK-2P</p> 	<ul style="list-style-type: none"> *Electronic Ignition IPI *Non-Standing Pilot *2-"D" 3V Battery Powered *On/Off Operation *Intermittent Pilot Ignition *Remote or Manual Use *Valve Temp Rated 175° *RR-1A Remote Included *120,000 BTU (Nat) *190,000 BTU (LP) 	<ul style="list-style-type: none"> *Transmitter AT-R1-1 *Receiver Box AR-02-2 *EPK-2M Version includes Switch Box Without Remote (ANSI Burner Code -02) 	<p data-bbox="1198 663 1531 785">Standard Vented Burners G4/G45/PB/P45 12" – 42" (Nat) 12" – 60" (LP)</p> <p data-bbox="1198 827 1531 949">See Thru Burners G45-2-16/19 to G45-2-30 (Nat) G45-2-16/19 to G45-2-60P (LP)</p>
<p data-bbox="131 1020 464 1047">EPK-2V-TR & EPK-2VP-TR</p> 	<ul style="list-style-type: none"> *Electronic Ignition IPI *110 AC Transformer Incl. *6 Volt Powered System *On/Off Operation *Variable Flame Height *Remote Included *Remote or Manual Use *120,000 BTU (Nat) *180,000 BTU (LP) *Timer Mode 	<ul style="list-style-type: none"> *Transmitter AT-12V-1 *Receiver Built Into Module IMP-5 *Transformer TR-02 	<p data-bbox="1198 1020 1531 1142">Standard Vented Burners G4/G45/PB/P45 12" – 42" (Nat) 12" – 60" (LP)</p> <p data-bbox="1198 1184 1531 1306">See Thru Burners G45-2-16/19 to G45-2-30 (Nat) G45-2-16/19 to G45-2-60P (LP)</p>
<p data-bbox="131 1367 464 1394">EPK-3V-TR & EPK-3VP-TR</p> 	<ul style="list-style-type: none"> *Electronic Ignition *110 AC Transformer Incl. *6 Volt System *Intermittent Pilot Ignition *On/Off Operation *Variable Flame Height *Remote Included *Remote or Manual Use *200,000 BTU (Nat) *320,000 BTU (LP) *Timer Mode 	<ul style="list-style-type: none"> *Transmitter AT-12V-1 *Receiver Built Into Module IMP-7 *Transformer TR-02 	<p data-bbox="1198 1367 1531 1488">Standard Vented Burners G4/G45/PB/P45 12" – 60" (Nat) 12" – 60" (LP)</p> <p data-bbox="1198 1530 1531 1652">See Thru Burners G45-2-16/19 to G45-2-60 (Nat) G45-2-16/19 to G45-2-60P (LP)</p>

Model	Features	Options	Burner Sizes
<p>EPK-1M-AD & EPK-1MP-AD</p> 	<ul style="list-style-type: none"> *Electronic Ignition *Non-Standing Pilot *110 AC Powered Adapter *3 Volt System *On/Off Operation *Intermittent Pilot Ignition *Valve Temp Rated 175° *88,000 BTU (Nat) *110,000 BTU (LP) * 48" Pilot Assembly (Wall Switch or Remote not Included) 	<ul style="list-style-type: none"> *WS-1 Wall Switch *WS-2 Timer Wall Switch 	<p>Standard Vented Burners G4/G45/PB/P45 12" – 30" (Nat) 12" – 60" (LP)</p> <p>See Thru Vented Burners G45-2-16/19 & G45-2-18 (Nat) G45-2-12P to G45-2-60P (LP)</p>
<p>EPK-05 & EPK-05P</p> 	<ul style="list-style-type: none"> *Electronic Ignition *Hot Surface Ignition Pilot *Non-Standing Pilot *AC Powered Adapter *24 Volt System *On/Off Operation *Remote Included *Remote or Manual Use *Valve Temp Rated 175° *200,000 BTU (Nat) *200,000 BTU (LP) 	<ul style="list-style-type: none"> *RR-1A *WS-1 *WS-2 	<p>Standard Vented Burners G4/G45/PB/P45 12" – 60" (Nat) 12" – 60" (LP)</p> <p>See Thru Burners G45-2-16/19 to G45-2-60 (Nat) G45-2-16/19 to G45-2-60P (LP)</p>
<p>APK-15 & APK-15P</p> 	<ul style="list-style-type: none"> *Standing Pilot System *Piezo Igniter Feature *Variable Flame Height *On/Off Operation *Remote & Manual Use *Valve Temp Rated 225° *85,000 BTU (Nat) *135,000 BTU (LP) *15 + MV Min. Pilot Only *12 + MV Burner On 	<ul style="list-style-type: none"> *VR-1A Remote Kit *WS-3 Wall Switch (ANSI Burner Code -15) 	<p>Standard Vented Burners G4/G45/PB/P45 12" – 30" (Nat) 12" – 60" (LP)</p> <p>See Thru Vented Burners G45-2-16/19 & G45-2-18/20 (Nat) G45-2-12P to G45-2-60P (LP)</p>
<p>APK-11 & APK-11P</p> 	<ul style="list-style-type: none"> *Low Profile Design *Standing Pilot System *On/Off Operation Only *Easy On/Off Switch *Remote & Manual Use *Valve Temp Rated 175° *70,000 BTU (Nat) *110,000 BTU (LP) *325 + MV Min. Pilot Only *125 + MV Min. Burner On 	<ul style="list-style-type: none"> *RR-1A Remote Kit *WS-1 Wall Switch *WS-2 Wall Switch Timer (ANSI burner Code -11) 	<p>Standard Vented Burners G4/G45/PB/P45 12" – 30" (Nat) 12" – 60" (LP)</p> <p>See Thru Vented Burners G45-2-16/19 & G45-2-18 (Nat) G45-2-12P to G45-2-60P (LP)</p>

Model	Features	Options	Burner Sizes
<p>APK-17 & APK-17P</p> 	<ul style="list-style-type: none"> *Low Profile Design *Standing Pilot System *Variable Flame Height *Remote & Manual Use *Valve Temp Rated 175° *115,000 BTU (Nat) *200,000 BTU (LP) *2 Year Warranty *15 + MV Min. Pilot Only *12 + MV Burner On 	<ul style="list-style-type: none"> *VR-1A Remote Kit *WS-3 Wall Switch (ANSI Burner Code -17) 	<p>Standard Vented Burners G4/G45/PB/P45 12" – 42" (Nat) 12" – 60" (LP)</p> <p>See Thru Vented Burners G45-2-16/19 & G45-2-30 (Nat) G45-2-12P to G45-2-60P (LP)</p>
<p>APK-10 & APK-10P</p> 	<ul style="list-style-type: none"> *High BTU Volume Valve *Standing Pilot System *On/Off Operation Only *Easy On/Off Switch *Remote & Manual Use *Valve Temp Rated 175° *230,000 BTU (Nat) *469,000 BTU (LP) *325 + MV Min. Pilot Only *125 + MV Min. Burner On 	<ul style="list-style-type: none"> *RR-1A Remote Kit *WS-1 Wall Switch *WS-2 Wall Switch Timer 	<p>Standard Vented Burners G4/G45/PB/P45 12" – 60" (Nat) 12" – 60" (LP)</p> <p>See Thru Burners G45-2-16/19 to G45-2-60 (Nat) G45-2-16/19 to G45-2-60P (LP)</p>
<p>SPK-26 & SPK-26P</p> 	<ul style="list-style-type: none"> *Manual Pilot Valve *Low Profile Design *Standing Pilot System *Valve Temp Rated 300° *115,000 BTU (Nat) *200,000 BTU (LP) *3 Year Warranty *15 + MV Min. Pilot Only *12 + MV Burner On 	<p>(ANSI Burner Code –A)</p>	<p>Standard Vented Burners G4/G45/PB/P45 12" – 42" (Nat) 12" – 60" (LP)</p> <p>See Thru Burners G45-2-16/19 to G45-2-30 (Nat) G45-2-16/19 to G45-2-60P (LP)</p>
<p>SPK-20 & SPK-20P</p> 	<ul style="list-style-type: none"> *Manual Pilot Valve *Knob & Stem Included *Standing Pilot System *Valve Temp Rated 250° *115,000 BTU (Nat) *180,000 BTU (LP) *1 Year Warranty *15 + MV Min. Pilot Only *12 + MV Burner On 	<p>N/A</p>	<p>Standard Vented Burners G4/G45/PB/P45 12"–42" (Nat) & 12"–60" (LP)</p> <p>See Thru Burners G45-2-16/19 to G45-2-30 (Nat) G45-2-16/19 to G45-2-60P (LP)</p>
<p>SPK-21 & SPK-21P</p> 	<ul style="list-style-type: none"> *Manual Pilot Valve *L- Extension Handle Incl. *Standing Pilot System *Valve Temp Rated 250° *115,000 BTU (Nat) *180,000 BTU (LP) *1 Year Warranty *15 + MV Min. Pilot Only *12 + MV Burner On 	<p>N/A</p>	<p>Standard Vented Burners G4/G45/PB/P45 12"–42" (Nat) & 12"–60" (LP)</p> <p>See Thru Burners G45-2-16/19 to G45-2-30 (Nat) G45-2-16/19 to G45-2-60P (LP)</p>

Model	Features	Options	Applicable Controls
<p>RR-1A</p> 	<ul style="list-style-type: none"> *Basic On/Off Operation * (4) AA Batteries * (1) 12V Battery *Heat Shield Box *Wall Plate with Switch *Wire Harness Included 	<ul style="list-style-type: none"> * #WCDC Wood Chunk Cover (Hides Receiver) * #PCDC Pine Cone Cover (Hides Receiver) 	<ul style="list-style-type: none"> *APK-11 / -11 *APK-10 / -10 *EPK-1 / -01 *Epk-05 *EPK-2 / -02
<p>RR-2A</p> 	<ul style="list-style-type: none"> *Deluxe On/Off Remote *Thermostat Control *Temperature Display * (4) AA Batteries * (2) AAA Batteries *Heat Shield Box *Wall Plate with Switch *Wire Harness Included 	<ul style="list-style-type: none"> * #WCDC Wood Chunk Cover (Hides Receiver) * #PCDC Pine Cone Cover (Hides Receiver) 	<ul style="list-style-type: none"> *-12 **VENT FREE ONLY**
<p>VR-1A</p> 	<ul style="list-style-type: none"> *Variable Flame Control *Heat Shield Box *Wire Harness * (4) AA Batteries * (1) 23 A / 12V Battery 	<ul style="list-style-type: none"> *APK-17 Harness WH-01 * #WCDC Wood Chunk Cover (Hides Receiver) * #PCDC Pine Cone Cover (Hides Receiver) 	<ul style="list-style-type: none"> *APK-15 / -15 *APK-17 / -17
<p>VR-2A</p> 	<ul style="list-style-type: none"> *Variable Flame Control *Heat Shield Box *Standard Wire Harness * (4) AA Batteries * (2) AAA Batteries 	<ul style="list-style-type: none"> *APK-17 Harness WH-01 * #WCDC Wood Chunk Cover (Hides Receiver) * #PCDC Pine Cone Cover (Hides Receiver) 	<ul style="list-style-type: none"> *-15 **VENT FREE ONLY**
<p>WS-1</p> 	<ul style="list-style-type: none"> *Basic On/Off Control *Rocker Switch Included *15' Wire Harness Included 	<p>N/A</p>	<ul style="list-style-type: none"> *APK-11 / -11 *APK-10 / -10 *EPK-1 / -01 *EPK-2 / -02

Models	Features	Options	Applicable Controls
<p style="text-align: center;">WS-2</p> 	<p>*Basic On/Off Control *1 Hour Timer Knob *15' Harness Included</p>	<p style="text-align: center;">N/A</p>	<p>*APK-11 / -11 *APK-10 / -10 *EPK-1 / -01 *EPK-2 / -02</p>
<p style="text-align: center;">WS-3</p> 	<p>*Variable Wall Switch *(2) AA Batteries Incl. *15' Harness Included *Rocker Switch Included</p>	<p>*APK-17 Harness WH-01</p>	<p>*APK-15 / -15 *APK-17 / -17</p>
<p style="text-align: center;">TH-1</p> 	<p>*Thermocouple Only Specs: *15 + MV Min. Pilot Only *12 + MV Burner On</p>	<p style="text-align: center;">N/A</p>	<p>*Apk-17 Series *APK-15 Series *SPK-26 Series *SPK-20 Series *G45 & G52 ANSI Burners *G46 & G31 ANSI Burners *PB ANSI Burners *P45 ANSI Burners</p>
<p style="text-align: center;">GN-1</p> 	<p>*Pilot Generator Only Specs: *325+ MV Min Pilot Only *125+ MV Min Burner On</p>	<p style="text-align: center;">N/A</p>	<p>*APK-11 Series *APK-10 Series *G45 -11 ANSI Burners *G46 -11 Burners *PB-11 ANSI Burners</p>
<p style="text-align: center;">PT-1NAT or PT-1LP</p> 	<p>*Pilot Assembly * Gas Tubing Included Specs: *15 + MV Min. Pilot Only *12 + MV Burner On</p>	<p style="text-align: center;">N/A</p>	<p>*Apk-17 Series *APK-15 Series *SPK-26 Series *SPK-20 Series *SPK-21 Series *G45 & G52 ANSI Burners *PB ANSI Burners *G31 ANSI Burners *P45 ANSI Burners</p>

Model	Features	Options	Applicable Controls
<p>PAC-2NAT & PAC-2LP</p> 	<ul style="list-style-type: none"> *Pilot Assembly with *Electrode Igniter and Wire *Gas Feed Tubing Included <p>Specs:</p> <ul style="list-style-type: none"> *15 + MV Min. Pilot Only *12 + MV Burner On 	N/A	<ul style="list-style-type: none"> *G46 Manual *G46 With -15 Burners *G46 With -17 Burners *G45 With -15 Burners *PB -15 Burners *APK-15 Series
<p>PAC-3NAT & PAC-3LP</p> 	<ul style="list-style-type: none"> *Pilot Assembly *Electrode Igniter and Wire *Gas Tubing Included <p>Specs:</p> <ul style="list-style-type: none"> *325 + MV Min. Pilot Only *125 + MV Min. Burner On 	N/A	<ul style="list-style-type: none"> *G46 With -11 Burners
<p>PAC-6(NAT) & PAC-7(LP)</p> 	<ul style="list-style-type: none"> *Pilot Assembly *For EPK-1 & EPK-2 *Includes I & S Wires *Gas Tubing Included *Pilot Sensor *Fiberglass Sheath <p>Specs:</p> <ul style="list-style-type: none"> *3VDC Ignition System 	N/A	<ul style="list-style-type: none"> *EPK-1 Series *EPK-02 Series *G45 With -01/-02 Burners *G46 With -01/-02 Burners *G22 With -01 Burners *PB With -01 Burners *G31 With -02 Burners
<p>PAC-11 & PAC-11P</p> 	<ul style="list-style-type: none"> *Electronic Pilot Assy. *Includes I & S Wires *Gas Feed Tubing *Pilot Sensor *Fiberglass Sheath <p>Specs:</p> <ul style="list-style-type: none"> *6V Ignition System 	N/A	<ul style="list-style-type: none"> *EPK-2V-TR or EPK-2VP-TR *EPK-3V-TR or EPK-3VP-TR
<p>PAC-12 & PAC-12P</p> 	<ul style="list-style-type: none"> *Electronic Pilot Assy. *Includes I & S Wires *Gas Feed Tubing *Pilot Sensor *Fiberglass Sheath <p>Specs:</p> <ul style="list-style-type: none"> *6V Ignition System 	N/A	<ul style="list-style-type: none"> *G52 With -2VT Burners *G31 With -2VT Burners

Vented Troubleshooting Millivolts Specs

Pilot Kit	Burner On	Burner Off (Pilot On)
SPK-26 SPK-20 & 21 APK-17 APK-15 -2VT (G31 & G52) Only	12+ MV Min.	15 – 25 MV Min.

APK-11 APK-10	125+ MV Min.	325 – 750 MV Min.
------------------	--------------	-------------------

IPI (Electronic)

EPK-1/-01 & EPK-2/-02	3 VDC Powered / 2 “D” Batteries	
EPK-1M-AD	3 VDC Powered / 110 Transformer	
EPK-05	24 Volt HSI / 110 Transformer	
EPK-2V-TR & EPK-3V-TR	6 VDC / 110 Transformer	

Vent Free Millivolt Specs (Non-Pilot Kits)

-15 -01V Manual	12+ MV Min.	15 – 25 MV Min.
-----------------------	-------------	-----------------

-12 Millivolt	125+ MV Min.	325 – 750 MV Min.
---------------	--------------	-------------------

WARRANTY

Peterson Vented Control Systems:

SPK-26 Controls are warranted for **THREE (3) YEARS**.

APK-17 Controls are warranted for **TWO (2) YEARS**.

All other Peterson valves, pilots, thermocouples, electronics, controls, are warranted for **ONE (1) YEAR (Excluding Batteries)**.

RH Peterson remote control systems are warranted for **ONE (1) Year**.

A COPY OF YOUR SALES RECEIPT FOR PROOF OF PURCHASE IS REQUIRED

This warranty applies to the original purchaser and to single family residential use only. It commences from date of purchase, and is valid only with proof of purchase.

This warranty does not cover parts becoming defective through misuse, accidental damage, electrical damage, improper handling, storage, and/or installation. Product must be installed (and gas must be connected) as specified in the instructions or operator's manual, by a qualified professional installer. Accessories, parts, valves, remotes, etc., when used must be Peterson Co. product.

This warranty does not apply to rust, corrosion, oxidation, or discoloration, unless the affected component becomes inoperable. It does not cover labor or labor-related charges.

This warranty specifically excludes liability for indirect, incidental, or consequential damages. Some states do not allow the exclusion or limitation of incidental or consequential damages, so the above exclusion may not apply to you. This warranty gives you specified legal rights, and you may have other rights that may vary from state to state.

For additional information regarding this warranty or place warranties claim. Contact the R.H. Peterson dealer or distributor where the product was purchased