

# RUGGED FOREST SPLIT LOG PLACEMENT INSTRUCTIONS

**CAUTION.....WARNING.....IMPORTANT**

**USE ONLY PETERSON REAL FYRE BURNERS AND VALVES WITH THIS REAL FYRE LOG SET.**



**RFS-24 shown**



## LOG SET IMPORTANT INFORMATION

This instruction contains recommended log placement for these Real Fyre logs which will promote good combustion and provide superior flame pattern and appearance. **Use these logs only with a Peterson burner system.**

**Adequate ventilation is absolutely necessary!** Provided significant, noticeable sooting **does not** occur, some flexibility is possible in log placement to suit your individual preference (see Important below). If you experience a continued accumulation of black carbon (soot) on your logs it is an indication of incomplete combustion and you should move the effected log(s) so as to minimize the flame contact on the effected log(s). If significant sooting continues, stop using this gas log set.

Please read these instructions completely and carefully.

**Important:** Adequate ventilation is absolutely necessary. Adequate spacing between the logs is **NECESSARY** and **MUST** be maintained. Some carbon build up (sooting) may occur where flames strike the logs. If carbon build up (sooting) continues, rearrange top logs to allow more opening(s) for flame(s) before sooting becomes worse. **If any sooting occurs outside of the firebox (i.e. on the walls), turn off unit immediately and contact a qualified professional service technician.**

**WARNING:** Use **ONLY** Peterson Real Fyre burners and valves with this Real Fyre gas log set. **Failure to do so may result in property damage or personal injury, and will void listings, certifications, and invalidate claims made to RHP.** Contact your local Real Fyre dealer if you need more information.

**This product is only warranted when used as part of a Robert H. Peterson Co. vented burner system.**

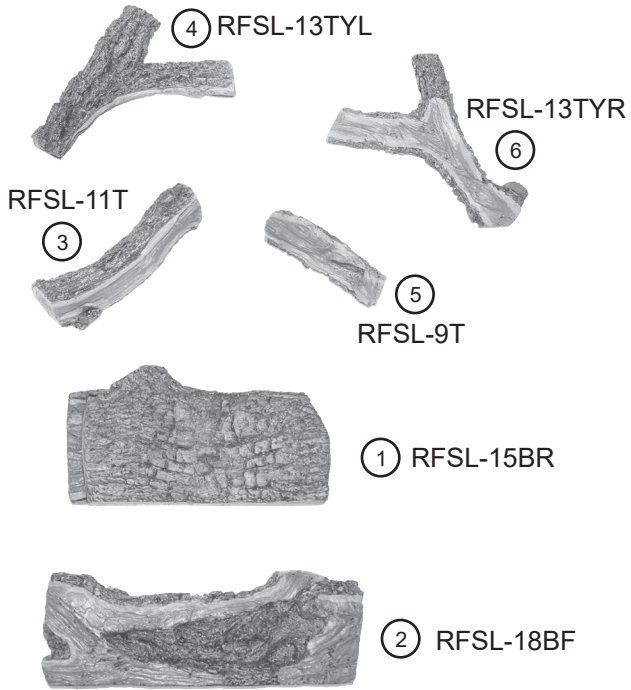
**WARNING: This gas log set is for use with R.H. Peterson Co. burners (and parts) ONLY.**

**CAUTION: Burn hazard! Logs will remain hot for some time after use.** Use heat resistant gloves or allow logs adequate time to cool before handling.

Failure to use Peterson burners and valves may result in a **DANGEROUS** situation and in property damage, personal injury or death; and will void warranty by R.H. Peterson Co.

# RUGGED FOREST SPLIT LOG SET PLACEMENT INSTRUCTIONS (18" MODELS)

## RFS-18 PARTS LIST



**CAUTION: Burn hazard! Logs will remain hot for some time after use.**

All items for this log set are included in one (1) box.


I




II



III

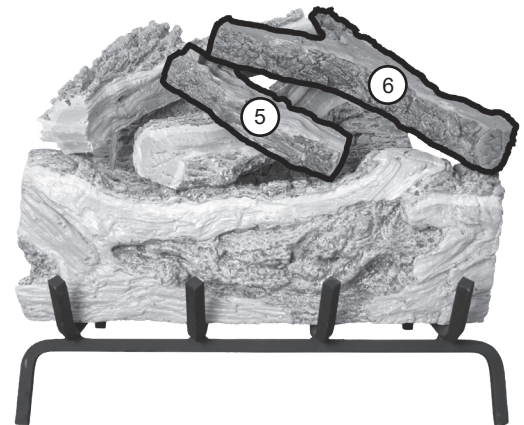


IV



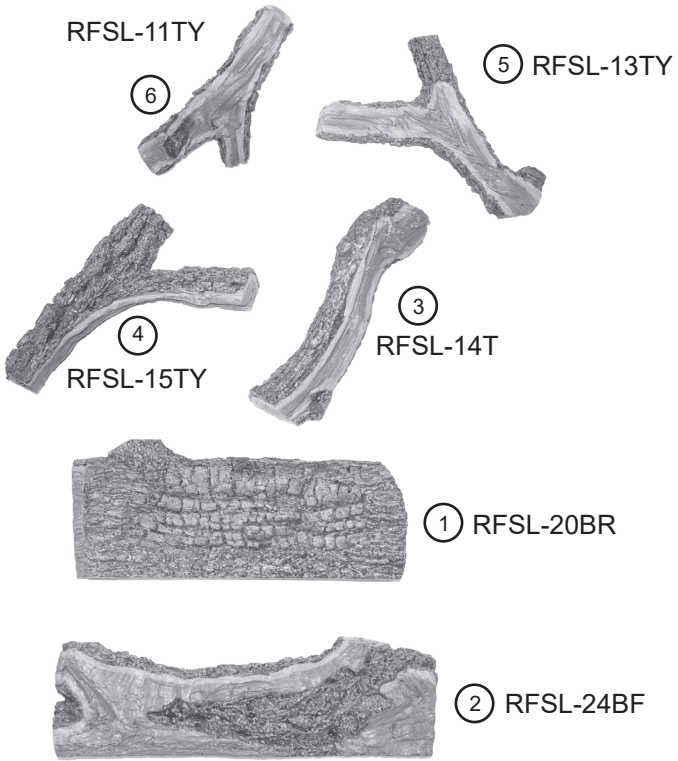
V

Final Log Placement



# RUGGED FOREST SPLIT LOG SET PLACEMENT INSTRUCTIONS (24" MODEL)

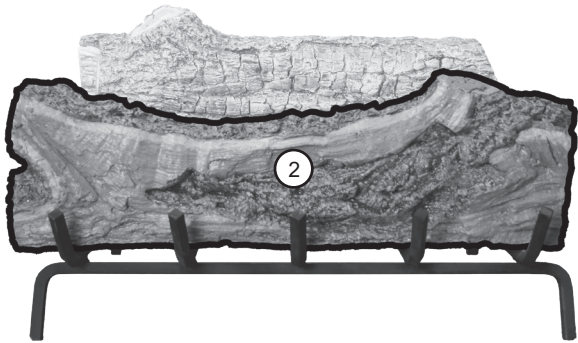
## RFS-24 PARTS LIST



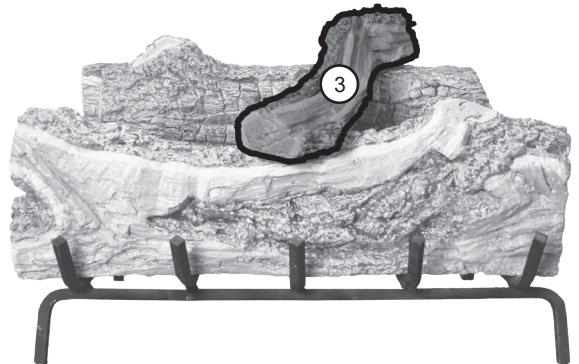
**CAUTION: Burn hazard! Logs will remain hot for some time after use.**

All items for this log set are included in one (1) box.

II

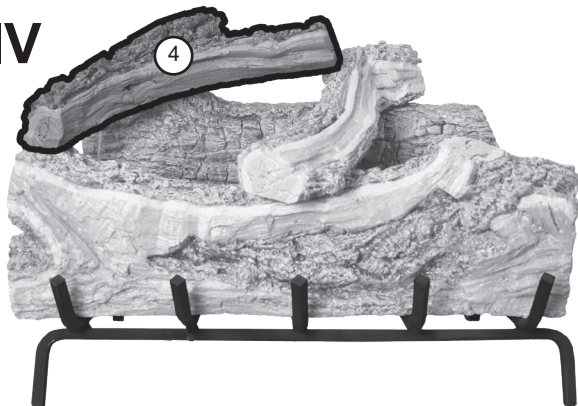


III

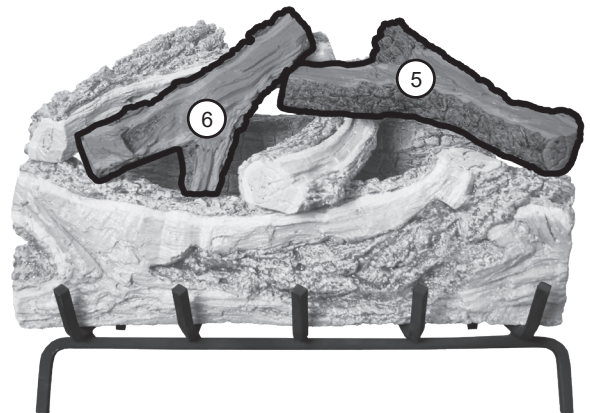


Final Log Placement

IV

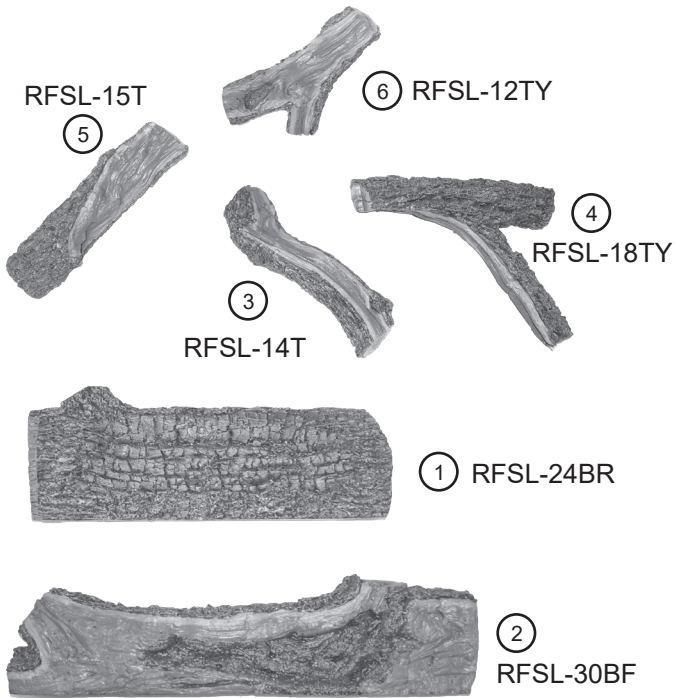


V



# RUGGED FOREST SPLIT LOG SET PLACEMENT INSTRUCTIONS (30" MODEL)


## RFS-30 PARTS LIST



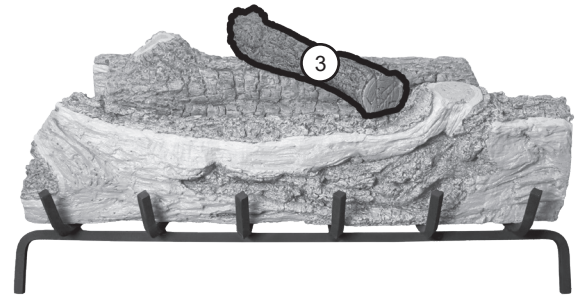
**CAUTION: Burn hazard! Logs will remain hot for some time after use.**

2 Boxes	Items
RFS-30B	RFSL-24BR, RFSL-30BF
RFS-30T	RFSL-12TY, RFSL-14T, RFSL-15T, RFSL-18TY


I



III

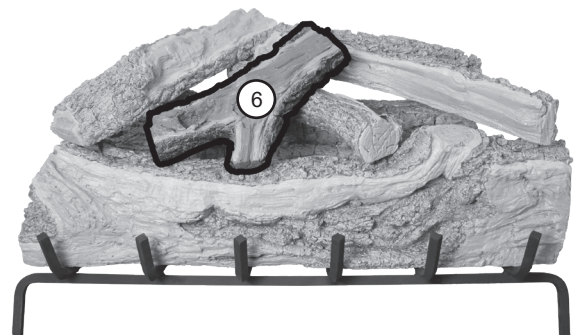


II

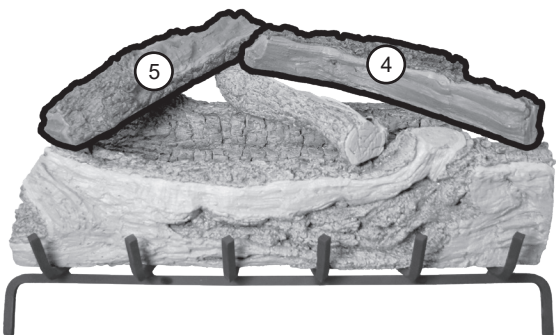


V

Final Log Placement

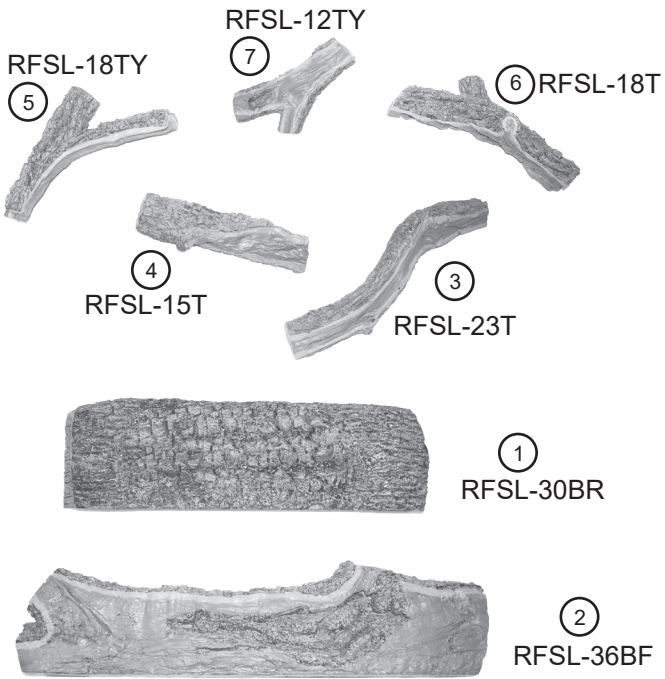


IV



# RUGGED FOREST SPLIT LOG SET PLACEMENT INSTRUCTIONS (36" MODEL)


## RFS-36 PARTS LIST



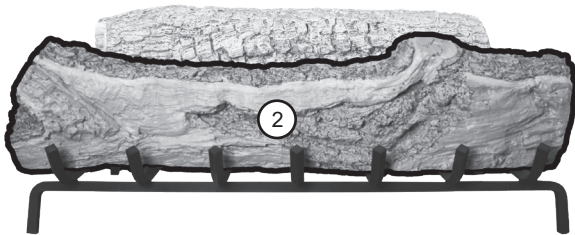
**CAUTION: Burn hazard! Logs will remain hot for some time after use.**

3 Boxes	Items
RFS-36BF	RFSL-36BF
RFS-30BR	RFSL-30BR
RFS-36T	RFSL-12TY, RFSL-15T, RFSL-18T, RFSL-18TY, RFSL-23T

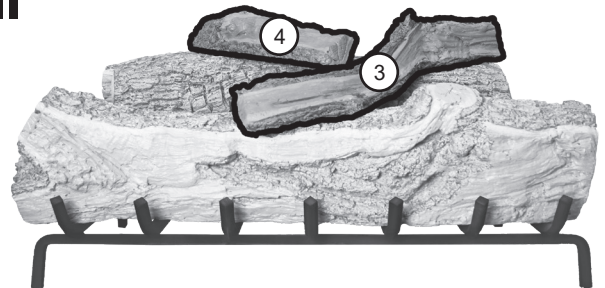
I



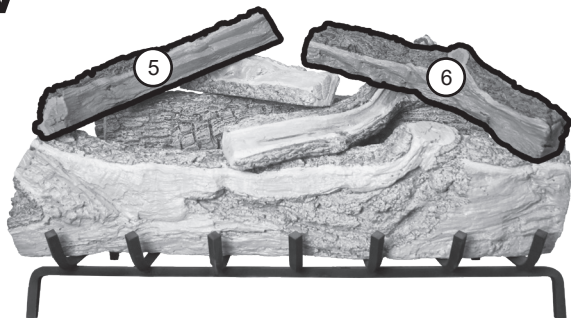
II



III



IV



V

**Final Log Placement**

