

RH  PETERSON co.

Automatic and Manual Safety Pilot Kits

Technical Control Systems Information











“For Peterson Vented Gas Logs”






RH Peterson Co.

14724 Proctor Ave * City of Industry * CA 91746 * 1(800) 332-3973

Website: www.rhpeterson.com

Model	Features	Options	Burner Sizes
<p data-bbox="191 279 399 306">EPK-1 & EPK-1P</p> 	<ul style="list-style-type: none"> *Electronic Ignition *Non Standing Pilot *2-D Cell Battery Powered *Transmitter Included *On/Off Operation *Intermittent Pilot Ignition *Remote or Manual Use *Valve Temp Rated 175° *RR-1A Remote Control *88,000 BTU (Nat) *110,000 BTU (LP) 	<ul style="list-style-type: none"> *RR-1A Remote Kit *WS-1 Wall Switch *WS-2 Timer Wall Switch (ANSI Burner Code -01) 	<p data-bbox="1230 279 1516 401">Standard Vented Burners G4/G45/PB/P45 12" – 30" (Nat) 12" – 60" (LP)</p> <p data-bbox="1198 443 1533 564">See Thru Vented Burners G45-2-16/19 & G45-2-18 (Nat) G45-2-12P to G45-2-60P (LP)</p>
<p data-bbox="191 663 399 690">EPK-2 & EPK-2P</p> 	<ul style="list-style-type: none"> *Electronic Ignition *Non Standing Pilot *2-D Cell Battery powered *Transmitter Included *On/Off Operation *Intermittent Pilot Ignition *Remote or Manual Use *Valve Temp Rated 175° *120,000 BTU (Nat) *190,000 BTU (LP) 	<ul style="list-style-type: none"> *Transmitter AT-R1-1 *Receiver Box AR-02-2 *EPK-2M Version includes Switch Box With No Remote (ANSI Burner Code -02) 	<p data-bbox="1198 663 1516 785">Standard Vented Burners G4/G45/PB/P45 12" – 42" (Nat) 12" – 60" (LP)</p> <p data-bbox="1198 827 1533 949">See Thru Burners G45-2-16/19 to G45-2-30 (Nat) G45-2-16/19 to G45-2-60P (LP)</p>
<p data-bbox="131 1020 464 1047">EPK-2V-TR & EPK-2VP-TR</p> 	<ul style="list-style-type: none"> *Electronic Ignition *110 AC Transformer Incl. *Intermittent Pilot Ignition *Transmitter Included *On/Off Operation *Variable Flame Height *Remote or Manual Use *120,000 BTU (Nat) *180,000 BTU (LP) *Timer Mode 	<ul style="list-style-type: none"> *Transmitter AT-12V-1 *Receiver Built Into Module IMP-5 *Transformer TR-02 	<p data-bbox="1198 1020 1516 1142">Standard Vented Burners G4/G45/PB/P45 12" – 42" (Nat) 12" – 60" (LP)</p> <p data-bbox="1198 1184 1533 1306">See Thru Burners G45-2-16/19 to G45-2-30 (Nat) G45-2-16/19 to G45-2-60P (LP)</p>
<p data-bbox="131 1367 464 1394">EPK-3V-TR & EPK-3VP-TR</p> 	<ul style="list-style-type: none"> *Electronic Ignition *110 AC Transformer Incl. *Intermittent Pilot Ignition *Transmitter Included *On/Off Operation *Variable Flame Height *Remote or Manual Use *200,000 BTU (Nat) *320,000 BTU (LP) *Timer Mode 	<ul style="list-style-type: none"> *Transmitter AT-12V-1 *Receiver Built Into Module IMP-5 *Transformer TR-02 	<p data-bbox="1198 1367 1516 1488">Standard Vented Burners G4/G45/PB/P45 12" – 60" (Nat) 12" – 60" (LP)</p> <p data-bbox="1198 1530 1533 1652">See Thru Burners G45-2-16/19 to G45-2-60 (Nat) G45-2-16/19 to G45-2-60P (LP)</p>

Model	Features	Options	Burner Sizes
<p data-bbox="94 279 461 310">EPK-1M-AD & EPK-1MP-AD</p> 	<ul style="list-style-type: none"> *Electronic Ignition *Non Standing Pilot *110 AC Powered Adapter *On/Off Operation *Intermittent Pilot Ignition *Valve Temp Rated 175° *88,000 BTU (Nat) *110,000 BTU (LP) * 48" Pilot Assembly 	<ul style="list-style-type: none"> *WS-1 Wall Switch *WS-2 Timer Wall Switch 	<p data-bbox="1203 279 1489 310">Standard Vented Burners</p> <p data-bbox="1256 310 1435 342">G4/G45/PB/P45</p> <p data-bbox="1146 342 1312 373">12" – 30" (Nat)</p> <p data-bbox="1146 373 1299 405">12" – 60" (LP)</p> <p data-bbox="1208 443 1489 474">See Thru Vented Burners</p> <p data-bbox="1146 474 1482 506">G45-2-16/19 & G45-2-18 (Nat)</p> <p data-bbox="1146 537 1463 569">G45-2-12P to G45-2-60P (LP)</p>
<p data-bbox="159 678 396 709">EPK-05 & EPK-05P</p> 	<ul style="list-style-type: none"> *Electronic Ignition *Hot Surface Ignition Pilot *Non Standing Pilot *AC Powered Adapter *On/Off Operation *Remote or Manual Use *Valve Temp Rated 175° *200,000 BTU (Nat) *200,000 BTU (LP) 	<ul style="list-style-type: none"> *RR-1A 	<p data-bbox="1203 678 1489 709">Standard Vented Burners</p> <p data-bbox="1256 709 1435 741">G4/G45/PB/P45</p> <p data-bbox="1146 741 1312 772">12" – 60" (Nat)</p> <p data-bbox="1146 772 1299 804">12" – 60" (LP)</p> <p data-bbox="1248 837 1446 869">See Thru Burners</p> <p data-bbox="1146 869 1487 900">G45-2-16/19 to G45-2-60 (Nat)</p> <p data-bbox="1146 932 1487 963">G45-2-16/19 to G45-2-60P (LP)</p>
<p data-bbox="152 1047 402 1079">APK-15 & APK-15P</p> 	<ul style="list-style-type: none"> *Standing Pilot System *Piezo Igniter Feature *Variable Flame Height *On/Off Operation *Remote & Manual Use *Valve Temp Rated 225° *85,000 BTU (Nat) *135,000 BTU (LP) 	<ul style="list-style-type: none"> *VR-1A Remote Kit *WS-3 Wall Switch (ANSI Burner Code -15) 	<p data-bbox="1203 1047 1489 1079">Standard Vented Burners</p> <p data-bbox="1256 1079 1435 1110">G4/G45/PB/P45</p> <p data-bbox="1146 1110 1312 1142">12" – 30" (Nat)</p> <p data-bbox="1146 1142 1299 1173">12" – 60" (LP)</p> <p data-bbox="1208 1207 1489 1239">See Thru Vented Burners</p> <p data-bbox="1146 1239 1520 1270">G45-2-16/19 & G45-2-18/20 (Nat)</p> <p data-bbox="1146 1302 1463 1333">G45-2-12P to G45-2-60P (LP)</p>
<p data-bbox="152 1440 402 1472">APK-11 & APK-11P</p> 	<ul style="list-style-type: none"> *Low Profile Design *Standing Pilot System *On/Off Operation Only *Easy On/Off Switch *Remote & Manual Use *Valve Temp Rated 175° *70,000 BTU (Nat) *110,000 BTU (LP) 	<ul style="list-style-type: none"> *RR-1A Remote Kit *WS-1 Wall Switch *WS-2 Wall Switch Timer (ANSI burner Code -11) 	<p data-bbox="1203 1440 1489 1472">Standard Vented Burners</p> <p data-bbox="1256 1472 1435 1503">G4/G45/PB/P45</p> <p data-bbox="1146 1503 1312 1535">12" – 30" (Nat)</p> <p data-bbox="1146 1535 1299 1566">12" – 60" (LP)</p> <p data-bbox="1208 1600 1489 1631">See Thru Vented Burners</p> <p data-bbox="1146 1631 1482 1663">G45-2-16/19 & G45-2-18 (Nat)</p> <p data-bbox="1146 1694 1463 1726">G45-2-12P to G45-2-60P (LP)</p>

Model	Features	Options	Burner Sizes
<p>APK-17 & APK-17P</p> 	<ul style="list-style-type: none"> *Low Profile Design *Standing Pilot System *Variable Flame Height *On/Off Operation *Remote & Manual Use *Valve Temp Rated 175° *115,000 BTU (Nat) *200,000 BTU (LP) *New Aluminum Body *2 Year Warranty 	<ul style="list-style-type: none"> *VR-1A Remote Kit *WS-3 Wall Switch (ANSI Burner Code -17) 	<p>Standard Vented Burners G4/G45/PB/P45 12" – 42" (Nat) 12" – 60" (LP)</p> <p>See Thru Vented Burners G45-2-16/19 & G45-2-30 (Nat) G45-2-12P to G45-2-60P (LP)</p>
<p>APK-10 & APK-10P</p> 	<ul style="list-style-type: none"> *High BTU Volume Valve *Standing Pilot System *On/Off Operation Only *Easy On/Off Switch *Remote & Manual Use *Valve Temp Rated 175° *230,000 BTU (Nat) *469,000 BTU (LP) 	<ul style="list-style-type: none"> *RR-1A Remote Kit *WS-1 Wall Switch *WS-2 Wall Switch Timer 	<p>Standard Vented Burners G4/G45/PB/P45 12" – 60" (Nat) 12" – 60" (LP)</p> <p>See Thru Burners G45-2-16/19 to G45-2-60 (Nat) G45-2-16/19 to G45-2-60P (LP)</p>
<p>SPK-26 & SPK-26P</p> 	<ul style="list-style-type: none"> *Manual Pilot Valve *Low Profile Design *Standing Pilot System *Manual Variable Height *Valve Temp Rated 300° *115,000 BTU (Nat) *200,000 BTU (LP) *3 Year Warranty 	<p>(ANSI Burner Code –A)</p>	<p>Standard Vented Burners G4/G45/PB/P45 12" – 42" (Nat) 12" – 60" (LP)</p> <p>See Thru Burners G45-2-16/19 to G45-2-30 (Nat) G45-2-16/19 to G45-2-60P (LP)</p>
<p>SPK-20 & SPK-20P</p> 	<ul style="list-style-type: none"> *Manual Pilot Valve *Knob & Stem Included *Standing Pilot System *Manual Variable Height *Valve Temp Rated 250° *115,000 BTU (Nat) *180,000 BTU (LP) *1 Year Warranty 	<p>N/A</p>	<p>Standard Vented Burners G4/G45/PB/P45 12"–42" (Nat) & 12"–60" (LP) See Thru Burners G45-2-16/19 to G45-2-30 (Nat) G45-2-16/19 to G45-2-60P (LP)</p>
<p>SPK-21 & SPK-21P</p> 	<ul style="list-style-type: none"> *Manual Pilot Valve *L- Extension Handle Incl. *Standing Pilot System *Manual Variable Height *Valve Temp Rated 250° *115,000 BTU (Nat) *180,000 BTU (LP) *1 Year Warranty 	<p>N/A</p>	<p>Standard Vented Burners G4/G45/PB/P45 12"–42" (Nat) & 12"–60" (LP) See Thru Burners G45-2-16/19 to G45-2-30 (Nat) G45-2-16/19 to G45-2-60P (LP)</p>

Model	Features	Options	Applicable Controls
<p>RR-1A</p> 	<ul style="list-style-type: none"> *Basic On/Off Operation * (4) AA Batteries * (1) 12V Battery *Heat Shield Box *Wall Plate with Switch *Wire Harness Included 	<ul style="list-style-type: none"> * #WCDC Wood Chunk Cover (Hides Receiver) * #PCDC Pine Cone Cover (Hides Receiver) 	<ul style="list-style-type: none"> *APK-11 *APK-10 *EPK-1 *Epk-05
<p>RR-2A</p> 	<ul style="list-style-type: none"> *Deluxe On/Off Remote Control Operation *Thermostat Control *Temperature Display * (4) AA Batteries * (2) AAA Batteries *Heat Shield Box *Wall Plate with Switch *Wire Harness Included 	<ul style="list-style-type: none"> * #WCDC Wood Chunk Cover (Hides Receiver) * #PCDC Pine Cone Cover (Hides Receiver) 	<ul style="list-style-type: none"> *APK-11 *APK-10 *EPK-1 *Epk-05
<p>VR-1A</p> 	<ul style="list-style-type: none"> *Standard Variable Control *Heat Shield Box *Standard Wire Harness * (4) AA Batteries * (1) 23 A/12V Battery 	<ul style="list-style-type: none"> *APK-17 Wire Harness WH-01 * #WCDC Wood Chunk Cover (Hides Receiver) * #PCDC Pine Cone Cover (Hides Receiver) 	<ul style="list-style-type: none"> *APK-15 *APK-17
<p>VR-2A</p> 	<ul style="list-style-type: none"> *Standard Variable Control *Heat Shield Box *Standard Wire Harness * (4) AA Batteries * (2) AAA Batteries 	<ul style="list-style-type: none"> *APK-17 Wire Harness WH-01 * #WCDC Wood Chunk Cover (Hides Receiver) * #PCDC Pine Cone Cover (Hides Receiver) 	<ul style="list-style-type: none"> *APK-15 *APK-17
<p>WS-1</p> 	<ul style="list-style-type: none"> *Basic On/Off Control *Rocker Switch Included *15' Wire Harness Included 	<p style="text-align: center;">N/A</p>	<ul style="list-style-type: none"> *APK-11 *APK-10 *EPK-1

Models	Features	Options	Applicable Controls
<p style="text-align: center;">WS-2</p> 	<p>*Basic On/Off Control *1 Hour Timer Knob *15' Wire Harness Included</p>	<p style="text-align: center;">N/A</p>	<p>*APK-11 *APK-10 *EPK-1</p>
<p style="text-align: center;">WS-3</p> 	<p>*Variable Wall Switch *(2) AA Batteries *15' Wire Harness Included *Rocker Switch Included</p>	<p>*APK-17 Wire Harness WH-01</p>	<p>*APK-15 *APK-17</p>
<p style="text-align: center;">TH-1</p> 	<p>*Pilot Thermocouple Only *15 mv Minimum</p>	<p style="text-align: center;">N/A</p>	<p>*Apk-17 or APK-17P *APK-15 or APK-15P *SPK-26 or SPK-26P *SPK-20 or SPK-20P *SPK-21 or SPK-21P *G45 & G52 ANSI Burners *G46 & G31 ANSI Burners *PB ANSI Burners</p>
<p style="text-align: center;">GN-1</p> 	<p>*Pilot Generator Only *325 mv Minimum</p>	<p style="text-align: center;">N/A</p>	<p>*APK-11 or APK-11P *APK-10 or APK-10P *G45 -11 ANSI Burners *G46 -11 Burners *PB ANSI Burners</p>
<p style="text-align: center;">PT-1NAT or PT-1LP</p> 	<p>*Pilot Assembly & Gas Tubing *Thermocouple Included *15 mv Minimum</p>	<p style="text-align: center;">N/A</p>	<p>*Apk-17 or APK-17P *APK-15 or APK-15P *SPK-26 or SPK-26P *SPK-20 or SPK-20P *SPK-21 or SPK-21P *G45 & G52 ANSI Burners *PB ANSI Burners *G31 With -A Burners *G31 With -17 Burners</p>

Model	Features	Options	Applicable Controls
<p>PAC-2NAT & PAC-2LP</p> 	<ul style="list-style-type: none"> *Pilot Assembly With Electrode Igniter With Wire *Gas Feed Tubing Included *15 mv Minimum 	<p>N/A</p>	<ul style="list-style-type: none"> *G46 Manual *G46 With -15 Burners *G46 With -17 Burners *G45 With -15 Burners *PB -15 Burners *APK-15 or APK-15P
<p>PAC-3NAT & PAC-3LP</p> 	<ul style="list-style-type: none"> *Pilot Assembly With Electrode Igniter With Wire *Gas Feed Tubing Include *325 mv Minimum 	<p>N/A</p>	<ul style="list-style-type: none"> *G46 With -11 Burners
<p>PAC-6(NAT) & PAC-7(LP)</p> 	<ul style="list-style-type: none"> *EPK-1 Pilot Assembly *Includes I & S Wires *Gas Feed Tubing *Pilot Sensor *3V Ignition System *Includes Fiberglass Sheath 	<p>N/A</p>	<ul style="list-style-type: none"> *EPK-1 or EPK-1P *EPK-02 or EPK-02P *G45 With -01 Burners *G46 With -01 Burners *G22 With -01 Glass Burners *PB With -01 Burners *G31 With -02 Burners
<p>PAC-11 & PAC-11P</p> 	<ul style="list-style-type: none"> *Electronic Pilot Assembly *Includes I & S Wires *Gas Feed Tubing *Pilot Sensor *6V Ignition System *Includes Fiberglass Sheath 	<p>N/A</p>	<ul style="list-style-type: none"> *EPK-2V-TR or EPK-2VP-TR *EPK-3V-TR or EPK-3VP-TR
<p>PAC-12 & PAC-12P</p> 	<ul style="list-style-type: none"> *Electronic Pilot Assembly *Includes I & S Wires *Gas Feed Tubing *Pilot Sensor *6V Ignition System *Includes Fiberglass Sheath 	<p>N/A</p>	<ul style="list-style-type: none"> *G52 With -2VT Burners *G31 With -2VT Burners

WARRANTY

Peterson Vented Control Systems:

SPK-26 Controls are warranted for **THREE (3) YEARS**.

APK-17 Controls are warranted for **TWO (2) YEARS**.

All other Peterson valves, pilots, thermocouples, electronics, controls, are warranted for **ONE (1) YEAR (Excluding Batteries)**.

RH Peterson remote control systems are warranted for **ONE (1) Year**.

A COPY OF YOUR SALES RECEIPT FOR PROOF OF PURCHASE IS REQUIRED

This warranty applies to the original purchaser and to single family residential use only. It commences from date of purchase, and is valid only with proof of purchase.

This warranty does not cover parts becoming defective through misuse, accidental damage, electrical damage, improper handling, storage, and/or installation. Product must be installed (and gas must be connected) as specified in the instructions or operator's manual, by a qualified professional installer. Accessories, parts, valves, remotes, etc., when used must be Peterson Co. product.

This warranty does not apply to rust, corrosion, oxidation, or discoloration, unless the affected component becomes inoperable. It does not cover labor or labor-related charges.

This warranty specifically excludes liability for indirect, incidental, or consequential damages. Some states do not allow the exclusion or limitation of incidental or consequential damages, so the above exclusion may not apply to you. This warranty gives you specified legal rights, and you may have other rights that may vary from state to state.

For additional information regarding this warranty or place warranties claim. Contact the R.H. Peterson dealer or distributor where the product was purchased.

