

RHHP

Hot News from RH Peterson Co.

December, 2021

In this issue:

RH Peterson Holiday Greeting

Did You Know Websites Now Require ADA Certification? Here's What You Need To Know

Holiday Office Schedule for RHP

Our Product Instructions Have Gotten More . . . Colorful

"That's MY Grill!"

**From Anna Rossi and all of us to all of you,
wishing you the happiest of holidays with your
loved ones.**

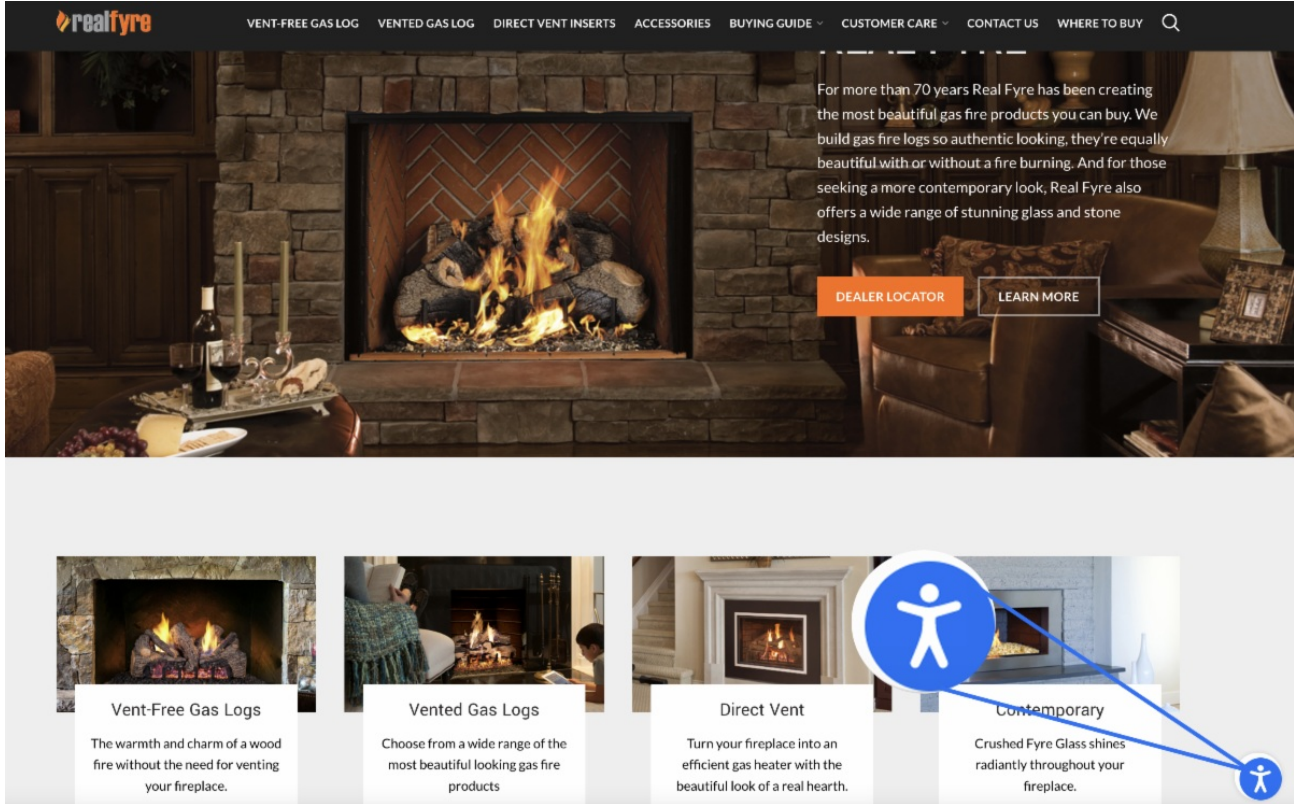
**We hope your time off includes some grilled
deliciousness
on the Fire Magic!**



**Our Website is now
ADA Compliant.
Here are some quick facts about Digital
Accessibility**

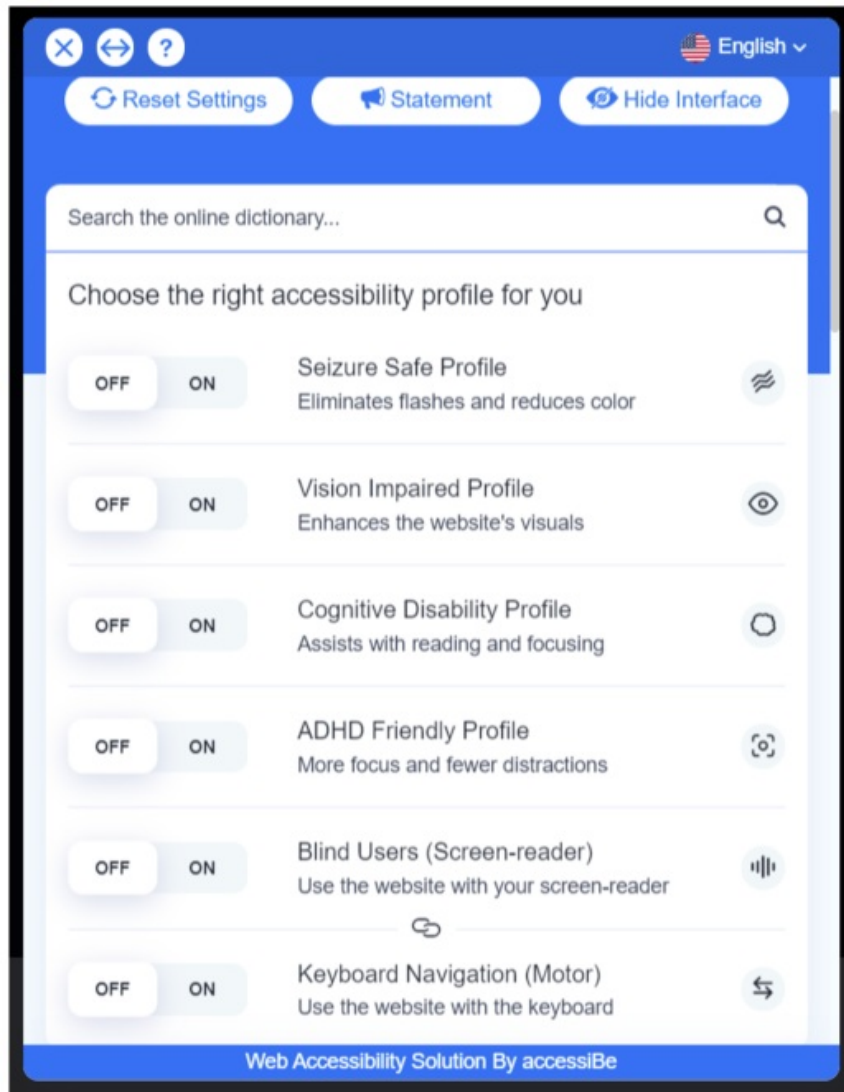
- In 1990, a civil rights law protecting people with disabilities from discrimination was published - The **Americans with Disabilities Act**. The late senator Bob Dole was a driving force behind the ADA law.
- Regardless of size or industry, the ADA applies to all public and private organizations.
- Although the ADA doesn't have specific language about digital accessibility, it requires that "places of public accommodation" be accessible to people with disabilities. Courts have upheld that this includes websites, apps and other digital "places".
- ADA compliance requires building a sustainable accessibility program with the proper tools, procedures and training.
- Not surprisingly, the number of lawsuits for inaccessible technology is rising and while most cases settle out of court, the legal representation fees companies are faced with can add up to tens of thousands of dollars. Once a settlement is

reached, remediating the inaccessible technology is another large investment which must now be done on the plaintiff's timeline, rather than yours.




See the little blue circular icon in the bottom right corner above? You're looking at the international symbol for an ADA compliant website.

In addition to keyboard navigation, the list below indicates some of the other choices disabled visitors to all RH Peterson brand websites can now select to assist them in reviewing information. Now might be a good time to review your company website.



Santa's elves are working overtime to expedite orders for all our product lines. Below is the current Peterson Holiday Schedule for Christmas and New Year's.



RH Peterson Co. 2021 Holiday Schedule

Monday, Dec. 20 – Thursday, Dec. 23

Office open 7 am – 5 pm

Friday, Dec. 24

We are closed

Saturday, Dec. 25

Merry Christmas! We are closed

Monday, Dec. 27 - Thursday, Dec. 30

Office open 7 am – 5 pm

Friday, Dec. 31

We are closed

Monday, Jan. 3

Office open 7 am – 5 pm



RHP Product Instructions

Since the start of the pandemic, we learned early on that many of the products we could quickly buy or order online is out of stock or in very limited supply. Toilet paper, automotive chips, new cars, and even dry ice (!) were not readily available to purchase. We've

RR1A / RR2A Remote Quick Start Guide



INSTALLER: Leave these instructions with consumer.
CONSUMER: Retain for future reference.

This guide serves as a supplement to any remote information found in the burner, pilot kit, and remote instructions. Read all instructions completely and carefully prior to product use. Select models shown, design may vary.

Note: This product is designed for use with an attended hearth appliance or fire feature. Adults must be present when the Control System is operating. DO NOT turn on, program, or thermostatically set this Control (as applicable) to operate a hearth appliance or fire feature when Adults are not physically present. Furthermore, DO NOT leave the hearth appliance or fire feature burning unattended; it may cause damage or serious injury. If an Adult is going to be away from the hearth appliance or fire feature for any length of time, then the handheld/wall mount, receiver/control module and application should be in the "OFF" position.

I INSTALL BATTERIES

Remote Transmitter

- Remove lid.
- Install "12V" battery (included).
- Re-secure lid.



Remote Receiver

- Remove lid.
- Install four "AA" batteries (included).
- Re-secure lid.

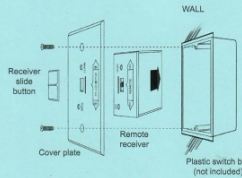


II INSTALL WALL MOUNT (IF APPLICABLE)

Wall Mount

- For wall mounting, refer to the remote instructions for install details.
- Route the wires to the fireplace and proceed to the following CONNECT TO VALVE section.

Important: DO NOT install 120VAC wires to remote receiver.



REV 1 - B - 2/08050715

1

L-A2-390

certainly had our share of shortages here in our own manufacturing facility but we try to find a workaround, which is why **you may notice our printed product instructions on colorful paper instead of basic white. Tan, lavender, light bluer, pink, green, etc. (Example shown, left.)** Yes, there is also a paper shortage now.

Hopefully, this is only a temporary measure, until we receive our normal supply of white paper in varying sizes.

Thanks for understanding!

"That's MY Grill!"



Thanks to all who submitted photos for "That's MY Grill!" Your photo may be used in a future issue of *RHP Connect*.

We don't often see curved grill islands but this beauty deserves some special recognition! If you can think of any Fire Magic outdoor kitchen component, it's probably here in this swanky island.

Set against a verdant hillside, a white smooth-coat stucco island is topped by a muted grey aggregate concrete countertop. The Aurora 790 with Magic View window is nestled amongst a

bevy of stainless steel storage access doors, paper towel holder, convenient sink, plus, out of sightline, a Fire Magic refrigerator, ice maker and Aurora power burner. A bar-height counter with seating for 6 accommodates plenty of guests to chat with the grill master - or step in as sous chefs. A pool, lounge area and outdoor shower complete the amenities in this stunning outdoor space.

Thank you [@allihagendorf](#) for sharing your amazing set up.

Thank you and cheers to good health.

RH  PETERSON co.