



MIXED FYRE SPHERE PLACEMENT GUIDELINES

Model# FSM-18-(EB,GS)
FSM-24-(EB,GS)
FSM-30-(EB,GS)

The Fyre Spheres are for use with Real Fyre P45 burner systems (sold separately).

FYRE SPHERES PLACEMENT

Place the Fyre Spheres as desired - see figures for an example of each size. **Do not add any additional spheres to this burner system. Any additional spheres may cause unsafe operation.**

CAUTION: BURN HAZARD! Spheres will remain hot for some time after use. If you need to reposition any sphere to maintain the layout, use heat-resistant gloves or allow spheres adequate time to cool before handling.

Requirements for placing Fyre Spheres:

- Flames must be distributed evenly on the pan.
- Ensure the spheres are firmly and securely in place and cannot roll off.




Fig. 1-1 18" Example layout




Fig. 1-2 24" Example layout




Fig. 1-3 30" Example layout